


OUTLINER SW - 22

Double Door with Patch Fittings



For 10 MM Glass Thickness

S. No.	Code	Descriptions	Length	QTY.
1	OZOT-ESD-P-10 3mtr BM	Perimeter/Side Profile	3Mtr	4 Nos.
2	OZOT-HSP-10 3mtr BM	Hinge Side Profile	3Mtr	2 Nos.
3	OZOT-HP-GKT-3mtr	Gasket	3Mtr	2 Nos.

For 12 MM Glass Thickness

S. No.	Code	Descriptions	Length	QTY.
1	OZOT-ESD-P-12 3mtr BM	Perimeter/Side Profile	3Mtr	4 Nos.
2	OZOT-HSP-12 3mtr BM	Hinge Side Profile	3Mtr	2 Nos.
3	OZOT-HP-GKT-3mtr	Gasket	3Mtr	2 Nos.


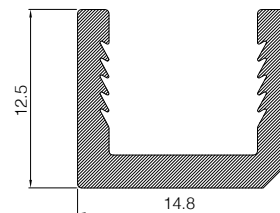
OUTLINER SW - 11/22/33

Profiles



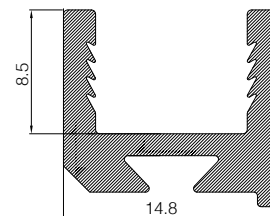
OZOT-ESD-P-10 3mtr BM
Outliner EDGE PROFILE

- Outliner sleek Profile for cladding the edge of glass.
- 12.5X14.8 ALUMINIUM EXTRUDED PROFILE.
- No Screws & Corner cleat is required to fix with glass
- Can be fix with double side tape only.
- Suitable glass thickness 10mm
- Max Profile length 3000
- Suitable for Shower, Sliding Folding and Patch fitting applications.
- Material: Aluminium.
- Finish: BM & AN
- Other Finish can also be available on request.



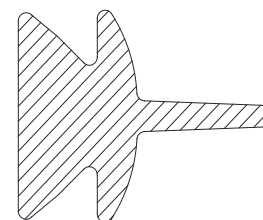
OZOT-HSP-10 3mtr BM
Outliner HINGE PROFILE

- Outliner Hinge Profile for cladding the edge of Hinge side.
- 12.5X14.8 ALUMINIUM EXTRUDED PROFILE.
- No Screws & Corner cleat is required to fix with glass
- Can be fix with double side tape only.
- Suitable glass thickness 10mm
- Max Profile length 3000
- Suitable for Shower, Sliding Folding and Patch fitting applications.
- Material: Aluminium.
- Finish: BM & AN
- Other Finish can also be available on request.



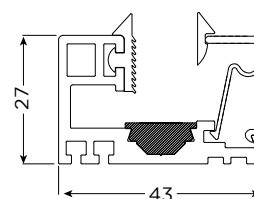
OZOT-HP-GKT-3mtr
EPDM GASKET

- EPDM Seal for Outliner Hinge Profile.
- Minimize the gap between wall/Floor and profile,



OZHN-DP-PR-33
Fixed Glass Profiles

- Fixed glass profile with cover clip
- 27X43 ALUMINIUM EXTRUDED PROFILE.
- Suitable glass thickness 12mm
- Max Profile length 4 mtr
- Suitable for fixed glass panel applications.
- Material: Aluminium.
- Finish: BM & AN



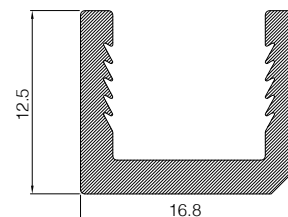
OUTLINER SW - 11/22/33

Profiles




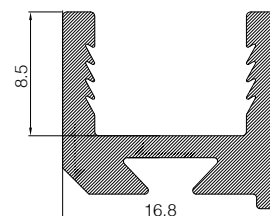
OZOT-ESD-P-12 3mtr BM
Outliner EDGE PROFILE

- Outliner sleek Profile for cladding the edge of glass.
- 12.5X14.8 ALUMINIUM EXTRUDED PROFILE.
- No Screws & Corner cleat is required to fix with glass
- Can be fix with double side tape only.
- Suitable glass thickness 12mm
- Max Profile length 3000
- Suitable for Shower, Sliding Folding and Patch fitting applications.
- Material: Aluminium.
- Finish: BM & AN
- Other Finish can also be available on request.



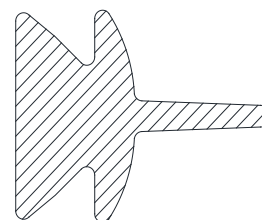
OZOT-HSP-12 3mtr BM
Outliner HINGE PROFILE

- Outliner Hinge Profile for cladding the edge of Hinge side.
- 12.5X14.8 ALUMINIUM EXTRUDED PROFILE.
- No Screws & Corner cleat is required to fix with glass
- Can be fix with double side tape only.
- Suitable glass thickness 12mm
- Max Profile length 3000
- Suitable for Shower, Sliding Folding and Patch fitting applications.
- Material: Aluminium.
- Finish: BM & AN
- Other Finish can also be available on request.



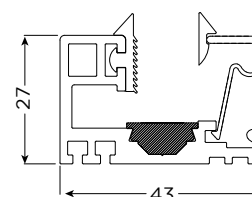
OZOT-HP-GKT-3mtr
EPDM GASKET

- EPDM Seal for Outliner Hinge Profile.
- Minimize the gap between wall/Floor and profile,



OZHN-DP-PR-33
Fixed Glass Profiles

- Fixed glass profile with cover clip
- 27X43 ALUMINIUM EXTRUDED PROFILE.
- Suitable glass thickness 12mm
- Max Profile length 4 mtr
- Suitable for fixed glass panel applications.
- Material: Aluminium.
- Finish: BM & AN



OUTLINER

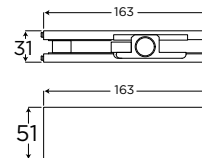
Outliner Slick SW-11/22/33



OPF-2 X 1Nos.

Top Patch


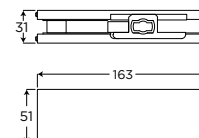
Variable pivot point of 55 or 65mm
With SS 304 cover of OCFH-100
Cover secured with small 'L' key
Pivot pin of 15mm diameter
Adjustable pivot point 55 or 65mm



OPF-3 X 1 Nos.

Bottom Patch

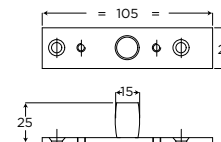
Variable pivot point of 55 or 65mm
Compatible with Ozone Floor Spring
Base Material Casting: Aluminium Alloy
Quick Release Covers



OFS-ACC-GDP X 1 Nos.

Top Pivot for Patch/Point Fitting Doors

Stainless Steel Pivot
Wear Resistant Pivot Pin
Pivot Held in Overhead Structure



OGH-11 BM

Glass Door Handle

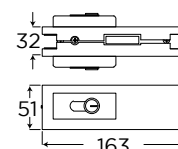
With gaskets to prevent glass damage
Sleek construction
Handle on both sides
Can be used on sliding door also



OPL-1 X 1Nos.

Corner Patch Lock with Strike Plate

With a euro profile cylinder and strike plate
Dead bolt projection of 15mm (single throw)
Three high security computer keys
Cover secured with small 'L' key
1.5mm thick SS 316 cover plate
Cover plate secured with a snap-fit mechanism



OUTLINER

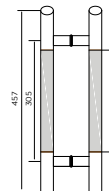
Outliner Slick SW-11/22/33



OGH-55-BM

H Type Handle

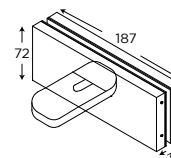
Pull Handle With Back to Back installation on Glass/Wooden/Metals Doors.
Gaskets to prevent the contact between glass and metal.
Supporting washer with raised bevelling on the outer surface.
Material:-Stainless Steel Grade 304.
Finish: Double Finish of PSS/SSS & Single Finish of SSS.



OCFH-100 X 1 Nos.

The Original SELF-CLOSING Patch Fitting

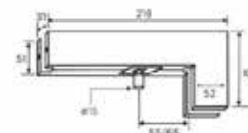
Quick and easy installation
Suitable door weight: Max 100kg.
Suitable door width: 750-1000mm
Suitable door thickness: 8-12mm
Ambient temperature: -20°C to +50°C



OPF-1 STD BM

Over Panel Side Panel Connecting Patch with Pivot

Quick and easy installation
Ambient temperature: -20°C to +50°C



FS-8400-S X 1Nos.

Floor Spring

Maximum door weight : 80Kg
Closing speed : 130-10°
Final closing speed : 10-0°
Hold Open (standard): 90° hold open
Installation dim.: Length-306mm, Width-108mm, Height-40mm
10 Years Guarantee against manufacturing defect only

